

Aon Master Trust

Fund Update for the quarter ending 31 March 2017

This Fund Update was first made publicly available on 30 June 2017.

Russell LifePoints® Target Date 2025 Fund

What is the purpose of this statement?

This document tells you how the Russell LifePoints® Target Date 2025 Fund has performed and what fees were charged. The document will help you to compare the fund with other funds. Superannuation Management Nominees Limited prepared this update in accordance with the Financial Markets Conduct Act 2013. This information is not audited and may be updated.

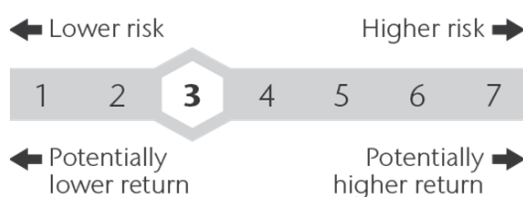
Description of the fund

The Russell LifePoints® Target Date 2025 Fund aims to produce returns that provide capital growth and income consistent with its current asset allocation. The allocation to income assets increases progressively until it reaches 80% in 2025.

Total value of the fund	\$1,319,637
Number of members in the fund	97
Date the fund started	12 April 2007

What are the risks of investing?

Risk indicator for the Aon - Russell LifePoints® Target Date 2025 Fund:



The risk indicator is rated from 1 (low) to 7 (high). The rating reflects how much the value of the fund's assets goes up and down. A higher risk generally means higher potential returns over time, but more ups and downs along the way. To help you clarify your own attitude to risk, you can seek financial advice or work out your risk profile here https://www.aonhewitt.co.nz/Aon_Master_Trust_Risk_Profile_form.pdf. Note that even the lowest category does not mean a risk-free investment, and there are other risks that are not captured by this rating. This risk indicator is not a guarantee of a fund's future performance. The risk indicator is based on the returns data for the five years to 31 March 2017. While risk indicators are usually relatively stable, they do shift from time to time. The risk indicator will continue to be updated in future fund updates. See the Product Disclosure Statement (PDS) for more information about the risks associated with investing in this fund.

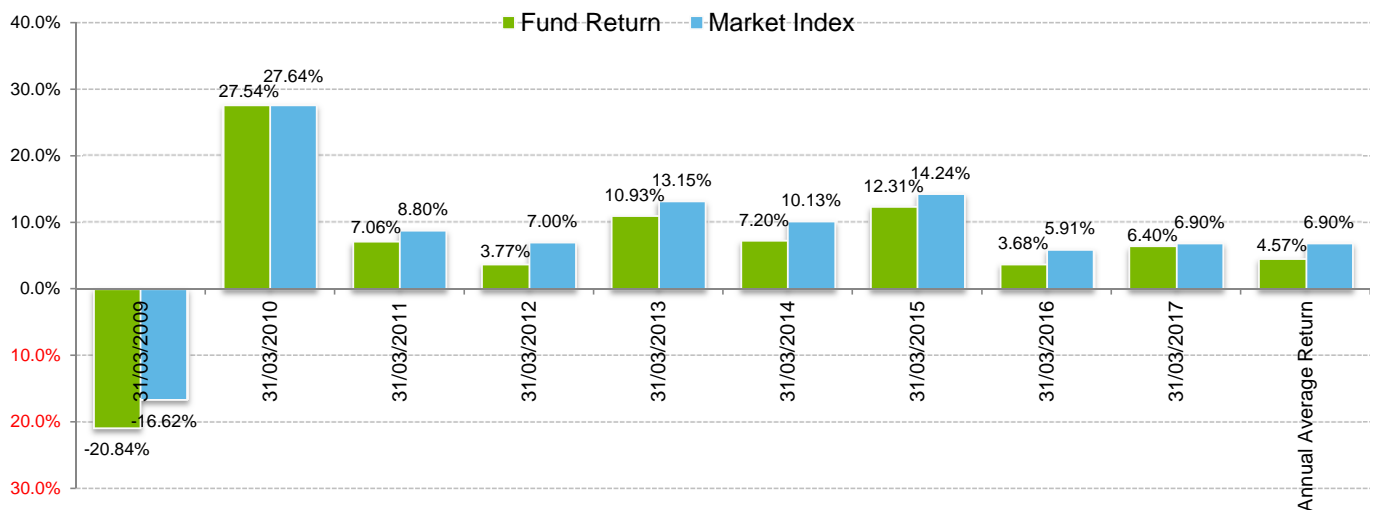
How has the fund performed?

	Average of past 5 years	Past year
Annual return (after deductions for charges and tax)	8.06%	6.40%
Annual return (after deductions for charges but before tax)	9.17%	7.08%
Market index annual return (reflects no deduction for charges and tax)	10.02%	6.90%

The market index return reflects a composite of benchmark index returns, weighted for the fund's target asset allocation. The benchmark indices used for each asset class are defined in the Statement of Investment Policy and Objectives (SIPO).

Additional information about the market index is available in the SIPO on the register at <https://www.business.govt.nz/disclose>

Annual return graph



This shows the return after fund charges and tax for each complete year ending 31 March since the fund started. The last bar shows the average annual return since the fund started, up to 31 March 2017.

Important: This does not tell you how the fund will perform in the future. Returns in this update are after tax at the highest prescribed investor rate (PIR) of tax for an individual New Zealand resident. Your tax may be lower.

What fees are investors charged?

Investors in the Russell LifePoints® Target Date 2025 Fund are charged fund charges. In the year to 31 March 2017, these were:

	% of net asset value
Total fund charges	1.46%
Which are made up of -	
Total management and administration charges including:	
Manager's basic fee	1.12%
Other management and administration charges	0.34%
Total performance based fees	0.00%
Other charges	
* Annual membership fee	\$33.10

* Annual membership fee calculation involves calculating the total of member fees payable across all those participating employers where the member pays for the fees, and dividing by the total number of members from all participating employers, and multiplying by 12 to convert to an annual average.

Investors may also be charged individual action fees for specific actions or decisions (for example, for withdrawing from or switching funds). See the 'Fee and other charges' document on the entry relating to the offer of interests in the Aon Master Trust maintained on the offer register <http://www.business.govt.nz/disclose> for more information about those fees.

Small differences in fees and charges can have a big impact on your investment over the long term.

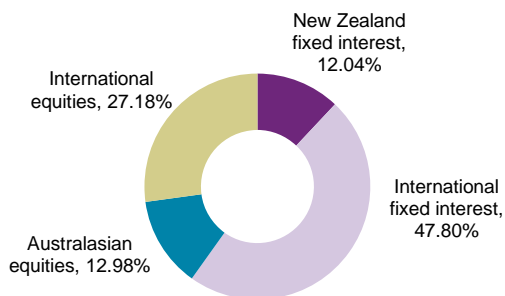
Example of how this applies to an investor

Jacob had \$10,000 in the fund at the start of the year and didn't make any further contributions. At the end of the year, Jacob received a return after fund fees and tax were deducted of \$640 (that's 6.40% of his initial \$10,000). Jacob also paid \$33.10 in membership fees. This gives Jacob a total return of \$606.90 for the year.

What does this fund invest in?

Actual investment mix

This shows the type of assets that the fund invests in.



Target investment mix

Cash and cash equivalents	0.00%
New Zealand fixed interest	12.00%
International fixed interest	48.00%
Australasian equities	13.00%
International equities	27.00%
Listed property	0.00%
Unlisted property	0.00%
Commodities	0.00%
Other	0.00%

Top 10 investments

	Asset name	Percentage of fund net assets	Asset class	Country	Credit rating (if applicable)
1	Russell Investments Global Fixed Interest Fund	47.80%	International fixed interest	NZ	
2	Russell Investments Global Shares Fund	13.65%	International equities	NZ	
3	Russell Investments Hedged Global Shares Fund	13.53%	International equities	NZ	
4	Russell Investments NZ Shares Fund	12.98%	Australasian equities	NZ	
5	Russell Investments NZ Fixed Interest Fund	12.04%	New Zealand fixed interest	NZ	
6					
7					
8					
9					
10					

The top 10 investments make up 100.00% of the fund.

Currency hedging

Currency hedging can apply to some of the asset classes this fund invests in.

The targeted level of currency hedging for international equities is 50%. Other global asset classes target a 100% hedge to the New Zealand dollar. Refer to the Statement of Investment Policy and Objectives for more information which is available from <http://www.companiesoffice.govt.nz/disclose>.

Key Personnel

This shows the employees or directors of the fund who have the most influence on the investment decisions of the Fund. The key personnel named are employed by Russell Investments, not the Trustee of the Aon Master Trust, Superannuation Management Nominees Limited.

Name	Current position	Time in current position	Previous position	Time in previous position
James Mitchell	Senior Portfolio Manager, Global Fixed Income, Russell Investments	10 years, 3 months	Portfolio Manager, Fixed Income, Russell Investments	3 years, 0 months
Graeme Allan	Portfolio Manager, Investment Division EMEA, Russell Investments	2 years, 1 months	Head of UK & Europe Equity Research, Russell Investments	5 years, 11 months
Jeff Hussey	Global Chief Investment Officer, Russell Investments	3 years, 6 months	Chief Investment Officer of Fixed Income, Russell Investments	5 years, 0 months
Clive Smith	Senior Portfolio Manager - Australasia Fixed Income, Russell Investments	13 years, 8 months	Economist/Investment Strategist, Tower Asset Management	8 years, 2 months
Symon Parish	Chief Investment Officer Australasia, Russell Investments	9 years, 4 months	Portfolio Manager, Russell Investments	12 years, 0 months

Further information

You can also obtain this information, the PDS for the Aon Master Trust, and some additional information from the offer register at business.govt.nz/disclose

Notes

Our helpdesk staff are available to assist you with any queries.

You can contact us by email at amt@linkmarketservices.com or by calling 0800 266 268.